

[LL1]Cole Shaughnessy Fairfield Warde - Gr12

[LL5]Curry Elijha Manchester - Gr11

[M4]Ethan Edmondson Foran - Gr11

[S3]Nicholas Glynn Haddam-Killingworth - Gr10

[L6]Aidan Gilchrist Pomperaug - Gr10

[L2]Quinn Moynihan Xavier - Gr12

[S2]Samuel Light Stonington - Gr12

[M6]Mathew Merrigan Platt - Gr10

[L3]Alexander Marshall Bristol Eastern - Gr10

[LL4]Kyle Vigeant Glastonbury - Gr11

[S5]Mason Barnett Ledyard - Gr12

[M1]Alex Klein Wassink Joel Barlow - Gr12

[L1]Tyler Sung New Canaan - Gr12

[L5]Matthew Duquette Bristol Central - Gr11

[S4]Anthony Deicicchi Seymour - Gr10

[M3]Matthew Raine Suffield/Windsor Locks - Gr12

[LL6]Alexander Cardozo Fairfield Prep - Gr10

[LL2]Dawsen Welch Southington - Gr11

[M2]Breon Phifer Weston - Gr11

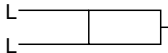
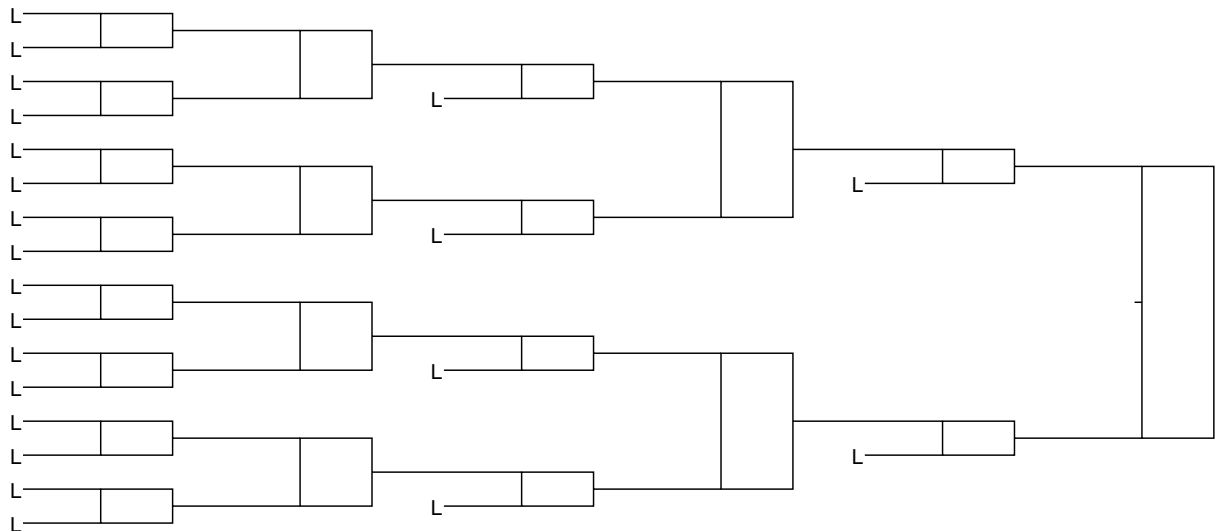
[S6]David Ives Stafford - Gr11

[LL3]Steven Leuci Newtown - Gr11

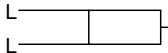
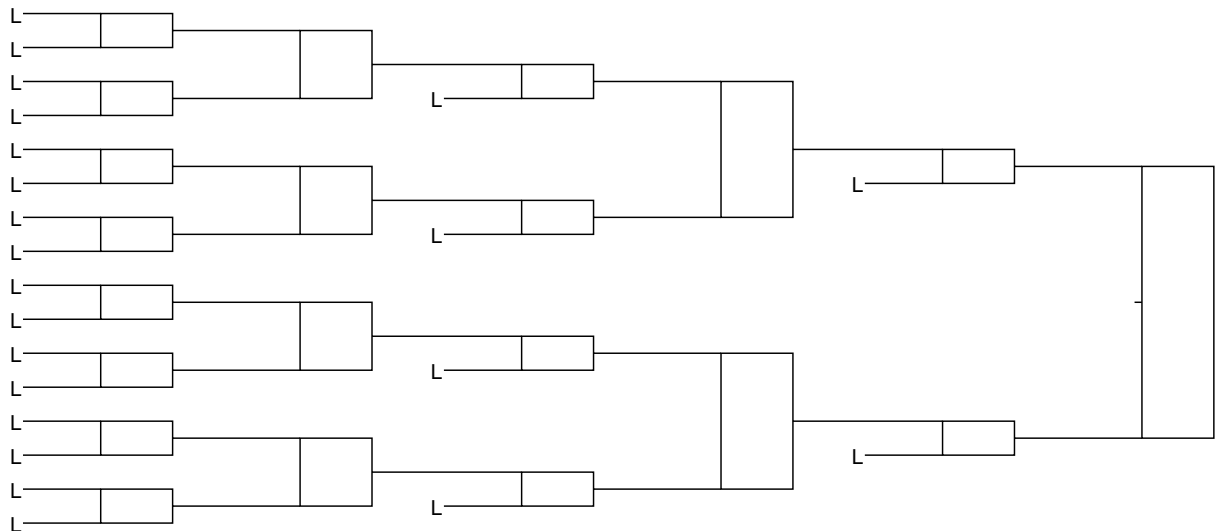

[L4]Noah Pryzbek Simsbury - Gr12

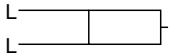
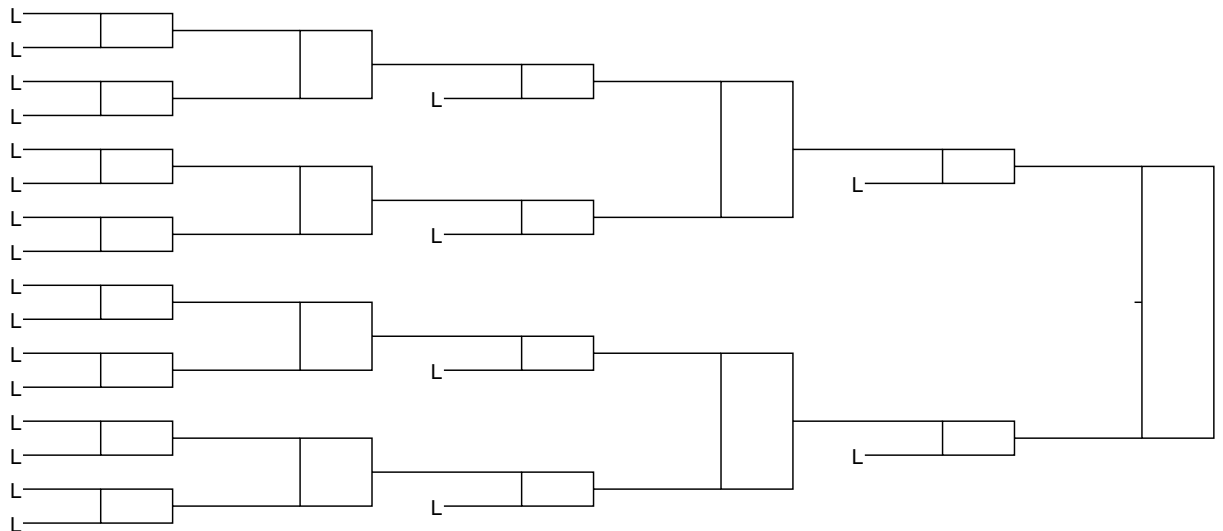
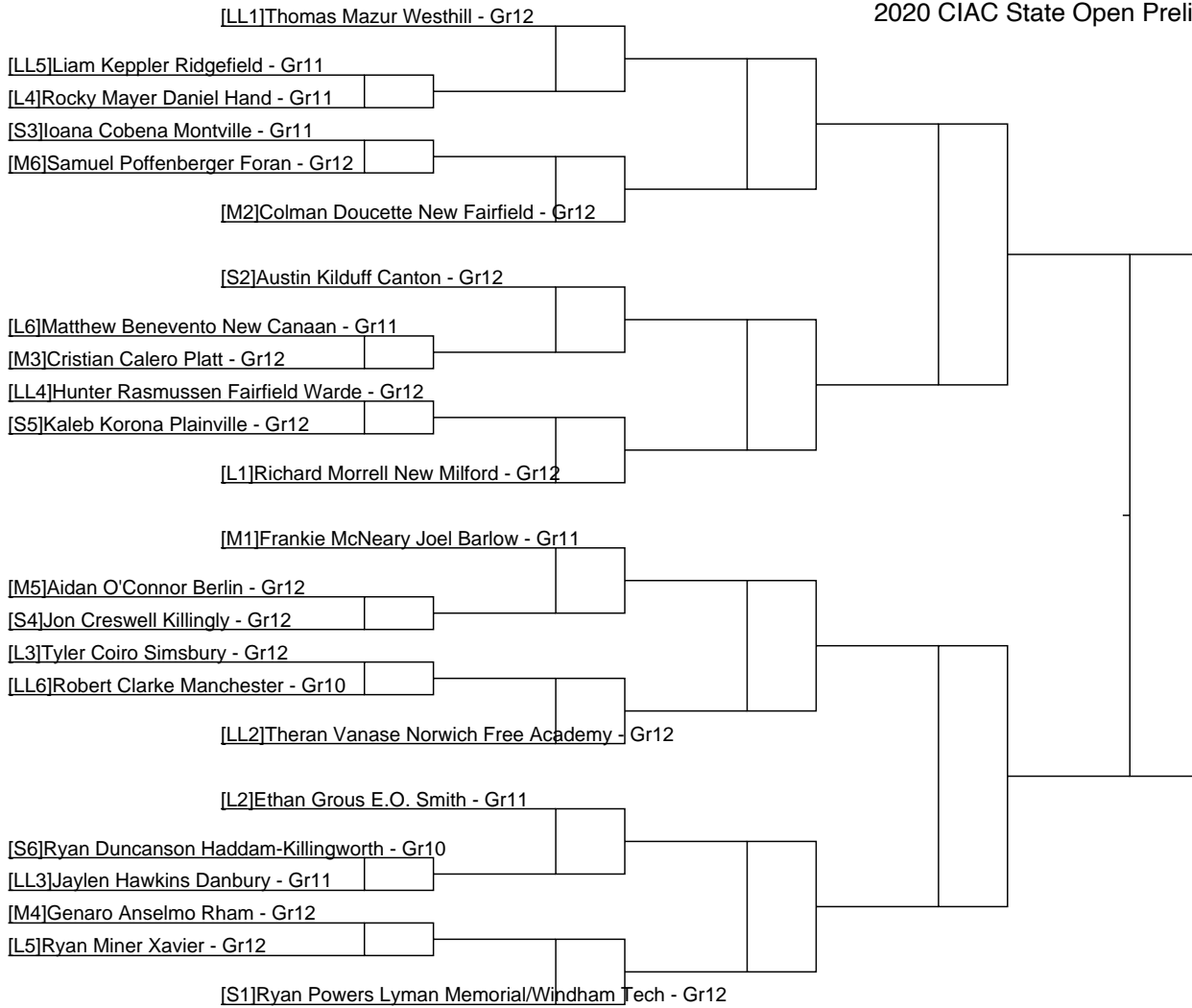
[M5]Ryan Maleryn Rham - Gr11

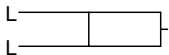
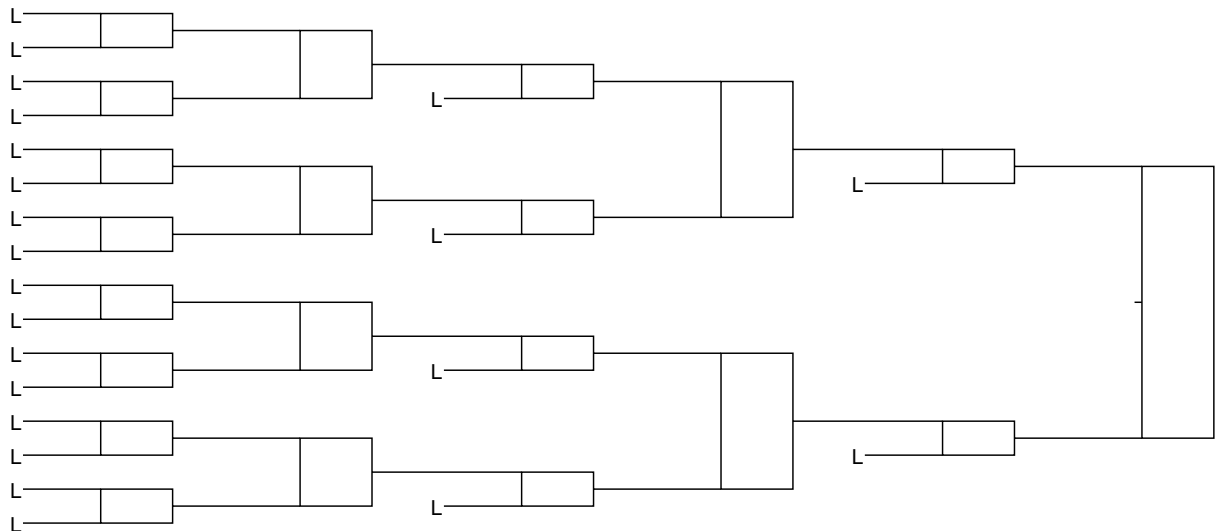

[S1]Kyle Matthews Gilbert - Gr12

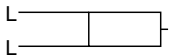
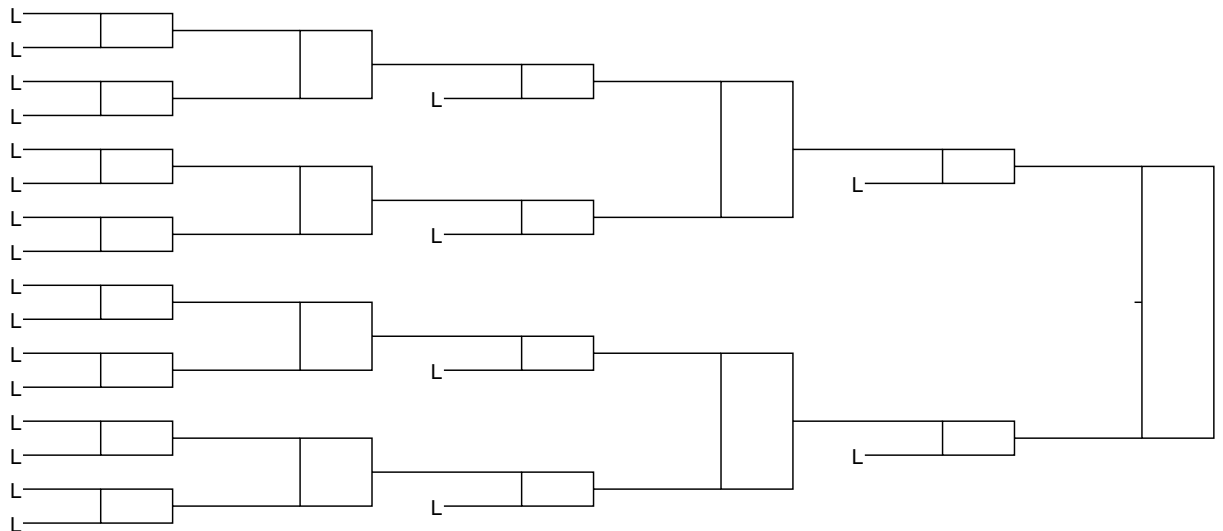



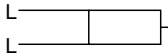
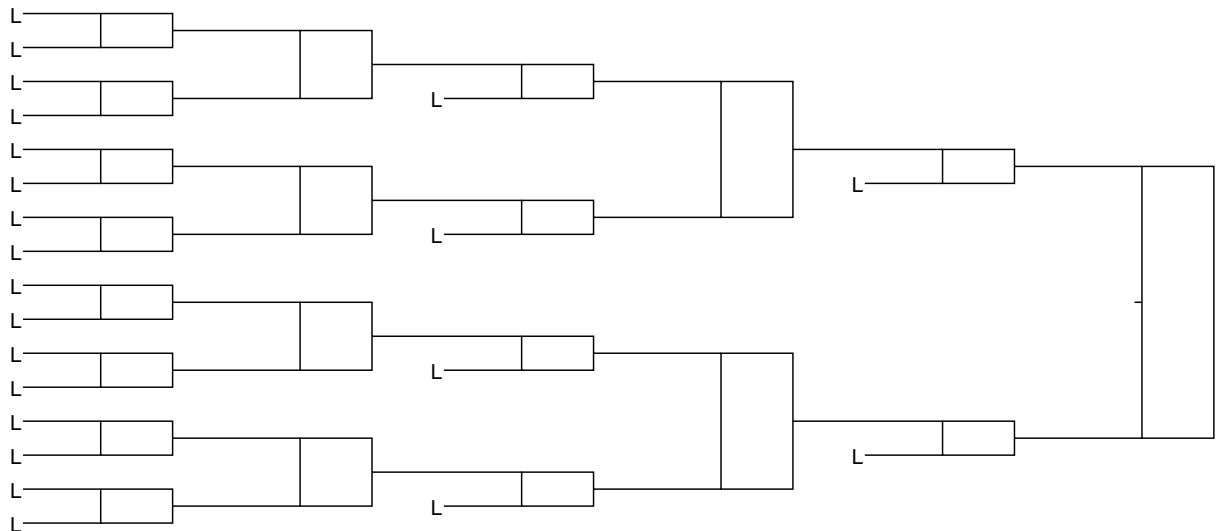



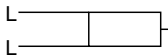
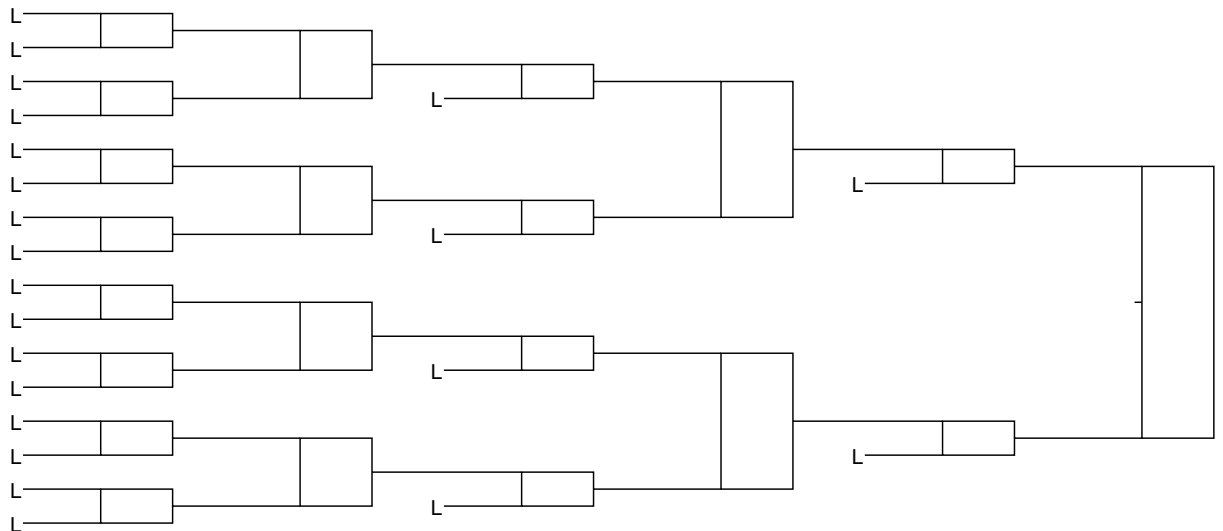













**2020 CIAC State Open Wrestling Tournament**  
**February 28 & 29, 2020**  
**The Floyd Little Athletic Center (Hillhouse HS) in New Haven**  
**480 Sherman Parkway New Haven CT 06511**

**Friday, February 28, 2020**

12PM—1PM Registration & Weight Check  
(rear entrance of facility; wrestlers & 2 coaches & 1 manager only)  
1:00PM Weigh-Ins by weight class in Auditorium  
Hair, nails and skin will be checked--have current & proper state physician's form for any skin condition  
2:15PM Coaches Meeting/Scratch Meeting in Auditorium  
2:30PM **Doors Open for spectators**—front entrance only (please do not arrive before 2:30PM)  
3:00PM Welcome, Presentation of Divisional OW Awards & National Anthem  
3:15PM Championship Round of 32 est 100 bouts 8 mats  
4:45PM\* Championship Round of 16 112 bouts 8 mats  
6:30PM\* Championship Quarterfinals 56 bouts 4 mats  
6:30PM\* First Round Consolations est 100 bouts 4 mats (8 at 8pm)  
Estimated finish time of 9PM

**Saturday, February 29, 2020**

8:30AM School opens—front entrance for all (wrestlers with pass, coaches & spectators)  
8:30AM—9AM Weight Check (1 additional pound allowance from Friday)  
9:00AM Weigh-Ins by weight class (trainer's room)—Be on time!  
10:00AM Second Round Consolations 56 bouts 6 mats  
11:00AM\* Consolation Round of 8 56 bouts 4 mats  
12:15PM Championship Semifinals 28 bouts 2 mats (mats 1 & 2)  
Top Half of bracket on Mat 1 & Lower Half of bracket on Mat 2  
12:30PM Consolation Quarterfinals 28 bouts 2 mats (mats 3 & 4)  
2:30PM\* Consolation Semifinals 28 bouts 4 mats  
3:45PM Third Place & Fifth Place Finals 28 bouts 4 mats  
4:45PM Parade of Past Champions, Introductions of Finalists & National Anthem  
5:00PM 2020 State Open Finals (starting weight class will be determined by draw on Fri)  
7:00PM Estimated Finish Time

Presentation of Awards will take place after each medal round set of bouts, delayed 1 match (ie 120 pound awards will be presented after the 126 pound medal matches—medalists must be present to receive award)

\*indicates estimated time, and may start earlier/later. Firm times listed for semis and finals will not start earlier

**Coach & Wrestler Information**

1. Admission passes will be issued for each state medal winner from the divisional class meets (places 1-6)
2. Each team will be issued 2 coaching passes and 1 manager pass. Coaches must arrive during registration period to be granted free admission pass. For any team that has qualified 4 or more wrestlers for the Open, a third complimentary coaching pass will be issued. An additional coaching pass may be purchased at registration, and is limited to certified coaches representing their school, arriving on

time and in proper coaching attire. An additional manager's pass will be issued to any team providing a manager to assist as a table worker (arranged in advance).

3. The top six placewinners from the divisional meets qualify for the State Open. The 4 divisional state champions will be seeded according to state seeding placement points and state seeding criteria. All coaches of divisional champions are requested to email David Nowakowski at [nowakowski@sbcglobal.net](mailto:nowakowski@sbcglobal.net) or call 860-705-2629 by 12pm on Monday, February 18 if their wrestler has defeated any of the other 3 state champions. Each weight class will then be bracketed based upon the seeding of the 4 state champions, with the top 2 finishers from each class receiving a bye, and the 3<sup>rd</sup> vs 6<sup>th</sup> and 4<sup>th</sup> vs 5<sup>th</sup> assignments based on the seed grid below. There are no alternates for the Open.

4. Separation of seeds from same divisional classification is as follows:

1,6,10,13,17,22    2,5,9,14,20,23    3,8,12,15,19,24    4,7,11,16,18,21

5. IF YOUR WRESTLER IS AN EARLY SCRATCH, PLEASE CONTACT Dave Nowakowski at (860) 705-2629 or [nowakowski@sbcglobal.net](mailto:nowakowski@sbcglobal.net) so that brackets may be adjusted.

6. There are no alternates for the Open.

a. If one of the 4 divisional champions is a scratch, the other 3 state champs will move up accordingly. The vacant 4<sup>th</sup> seed will be filled by the 2<sup>nd</sup> place finisher from the same division as the scratched wrestler, and weight class will be re-bracketed based on the placement of the top 4 seeds, with alternates placed as noted.

b. In the event of any other scratches, all wrestlers from that division (S/M/L/LL) will move up accordingly, and some byes may be created.

c. If your wrestler is not present when his weight class is called for weigh-ins, he will be disqualified. Please be on time. If you are experiencing an emergency delay due to traffic, please call Dave Nowakowski at (860) 705-2629, and the decision of the CIAC wrestling committee will be final. This is not the "I'm a fan who needs directions" phone number.

7. Medals will be awarded to the top 6 finishers in each weight class. Wrestler must be present to receive medal. Plaques will be awarded to the top 2 teams, and an "Outstanding Wrestler Award" will be presented.

8. The top 5 CT finishers qualify for the New England Tournament next weekend. If a wrestler who qualifies is unable to participate, a 6<sup>th</sup> place finisher must be submitted for state registration purposes by Wednesday. Please contact Dave Nowakowski at (860) 705-2629 if you have a NE qualifier who will be unable to attend, and please attempt to contact the coach of the 6<sup>th</sup> place finisher. There are no "alternates" for New Englands in terms of getting into the tournament on Friday if there are late scratches after the deadline.

### **Spectator Information**

Tickets: Two sessions (Friday and Saturday). Ticket prices for each session are as follows: Children 5 & under: Free. Students Grade 1-12 and Senior Citizens 65 & older: \$5. All other adults: \$10

Admit times: Spectators must use front entrance only. Please do not arrive prior to 2:30PM on Friday (wrestling starts at 3:15PM) or prior to 8:30AM Saturday (wrestling starts at 10AM).

Valuables: Do not leave valuables unattended. You are responsible for your own items.

Food drink: No food or drink may be brought into the field house. Bottled water is permitted. A concession stand and seating for dining is located adjacent to the ticket booth.

Seating: Spectators must be seated in bleachers, or may stand along outer perimeter at the end of the field house where no seats are located. Do not obstruct other spectators. Do not block walkways. Only certified coaches, active wrestlers and managers with credentials are permitted inside the roped-off area.

On line scoring: Wrestling may be followed either in the field house using a smartphone or at home on your computer using Kap Wrestling at [www.kapwrestling.net](http://www.kapwrestling.net) or at Flowrestling.com via "FloArena"

Live video: Wonderful live video of the championship finals was provided in 2019 by NFHS Sports Network, and we expect them to offer the same in 2020.



### Seeding the State Open Based on Seed Points of the Four Divisional Champions

Only the 4 divisional champions will be seeded (1-4), while all other seeds will be placed accordingly in the respective grid. Top six from each division qualify for Open. 1st & 2<sup>nd</sup> place divisional winners will receive first round byes, as the 32-man bracket features 24 entries and 8 byes. Ties and seeding will be done in accordance with state seeding criteria. All coaches of divisional champions are requested to email David Nowakowski at [nowakowski@sbcglobal.net](mailto:nowakowski@sbcglobal.net) or call/text 860-705-2629 by 12pm on Monday, February 24 if their wrestler has defeated any of the other 3 state champions. The State Open seeds and brackets will be posted on the CIAC website ([www.casciac.org](http://www.casciac.org)) once confirmed, typically by late Monday.

Seed	A	B	C	D	E	F	G	H	I	J	K	L
1	LL	LL	LL	LL	LL	LL	L	L	L	L	L	L
2	L	L	M	M	S	S	LL	LL	M	M	S	S
3	M	S	S	L	L	M	M	S	LL	S	LL	M
4	S	M	L	S	M	L	S	M	S	LL	M	LL

Seed	M	N	O	P	Q	R	S	T	U	V	W	X
1	M	M	M	M	M	M	S	S	S	S	S	S
2	LL	LL	L	L	S	S	LL	LL	L	L	M	M
3	L	S	S	LL	L	LL	M	L	M	LL	LL	L
4	S	L	LL	S	LL	L	L	M	LL	M	L	LL

If one of the 4 divisional champions is a scratch, the other 3 state champs will move up accordingly (even if the 2<sup>nd</sup> place finisher from the division of the scratched champ has more seed points than any of the remaining 3 champions). The 4<sup>th</sup> seed will be filled by the 2<sup>nd</sup> place finisher from the same division as the scratched wrestler, even if that wrestler has defeated any of the other state champions, and weight class will be re-bracketed based on the placement of the top 4 seeds.

Separation of seeds from same divisional classification is as follows:

1,6,10,13,17,22      2,5,9,14,20,23      3,8,12,15,19,24      4,7,11,16,18,21



Open	Class	1/2 PT	2nd Tie	Plus .5	1st Tie	Seed	Weight	CLASS	OPEN	NE Win	12 Match	PCT											
Seed	Notes	Place	Class	Seed	Bonus	Break	Points	Break	Pts	Team	Class	Last Name	First Name	YR	WON	LOST	PTS	PTS	PTS	Bonus	WIN PCT	ADJ PCT	PTS
1	beat Trum & NM	1	M	1	19				19	Joel Barlow	106	Brault	Josh	11	29	0	3	2		2	100.0%	100.0%	12
2	beat Kill	1	LL	1	15				15	Trumbull	106	Longo	Michael	10	24	2	4			1	92.3%	92.3%	10
3		1	L	1	14				14	New Milford	106	Lindner	Evan	10	27	2	2	1		1	93.1%	93.1%	10
4		1	S	1	13			1	13	Killingly	106	Ware	Kaden	9	40	1			2	97.6%	97.6%	11	
5		2	LL	3	11			2	11	Ridgefield	106	Blaha	Alexander	10	29	5			2	85.3%	85.3%	9	
6		2	M	3	9				9	Suffield/Windsor Locks	106	Taggart	Daniel	11	26	6			1	81.3%	81.3%	8	
7		2	S	2	13			2	13	Canton	106	Titus	Ethan	10	33	2	1		2	94.3%	94.3%	10	
8		2	L	2	19				19	Bristol Eastern	106	Thompson	Trent	12	35	1	3	3	2	97.2%	97.2%	11	
9		3	LL	2	11			1	11	Newtown	106	Manfredi	Luca	9	30	5			2	85.7%	85.7%	9	
10		3	M	2	10				10	East Haven	106	Milano	Dominic	11	30	7			2	81.1%	81.1%	8	
11		3	S	4	11			1	11	Haddam-Killingworth	106	Hines	Cameron	11	22	4	2		1	84.6%	84.6%	8	
12		3	L	3	13				13	Bristol Central	106	Hamilton	William	10	33	3	1		2	91.7%	91.7%	10	
13		4	M	9	5	2		1	5	Avon	106	Baghdassarian	Aidan	10	15	7			0	68.2%	68.2%	5	
14		4	LL	5	9				9	Fairfield Warde	106	Breheeny	Connor	10	21	5			1	80.8%	80.8%	8	
15		4	L	4	7			1	7	Simsbury	106	Finn	Cael	10	30	13			2	69.8%	69.8%	5	
16		4	S	5	11			2	11	Montville	106	Chapman	Blake	10	10	1	3		0	90.9%	83.3%	8	
17		5	M	4	8				8	Guilford	106	Halabi	Mohammad	12	27	9			1	75.0%	75.0%	7	
18		5	S	7	10			2	10	Bacon Academy	106	Burton	Owen	11	23	4			1	85.2%	85.2%	9	
19		5	L	6	7			2	7	Wethersfield	106	Laurie	Jake	10	23	9			1	71.9%	71.9%	6	
20		5	LL	8	5.5		0.5	1	5	Southington	106	Thorpe	Colton	9	20	11			1	64.5%	64.5%	4	
21		6	S	6	10			1	10	Abbott Tech	106	DeFonce	Jake	11	12	1			0	92.3%	92.3%	10	
22		6	M	5	7			1	7	Bethel	106	Hill	Jery	9	14	4			0	77.8%	77.8%	7	
23		6	LL	7	7			2	7	Norwich Free Academy	106	James	Jaiden	9	23	8			1	74.2%	74.2%	6	
24		6	L	5	10				10	Amity	106	Boufford	Colin	11	28	7			2	80.0%	80.0%	8	

Open		Class		1/2 PT	2nd Tie	Plus .5	1st Tie	Seed	Weight					CLASS	OPEN	NE Win	12 Match	PCT					
Seed	Notes	Place	Class	Seed	Bonus	Break	Points	Break	Pts	Team	Class	Last Name	First Name	YR	WON	LOST	PTS	PTS	PTS	Bonus	WIN PCT	ADJ PCT	PTS
1		1	L	1	24				24	Xavier	113	Rapuano	Michael	11	38	4	4	5	3	2	90.5%	90.5%	10
2		1	LL	1	16				16	Danbury	113	O'Dell	Kailan	10	24	5	3	2	2	1	82.8%	82.8%	8
3		1	S	1	13				13	Ledyard	113	Doran	Connor	10	31	2	1			2	93.9%	93.9%	10
4		1	M	4	10			3	10	Suffield/Windsor Locks	113	Nieroda	Josh	9	28	7			2	80.0%	80.0%	8	
5		2	LL	3	12				12	Fairfield Warde	113	Coleman	Lucas	9	30	3			2	90.9%	90.9%	10	
6		2	L	2	12				12	Wethersfield	113	Arnold	Bryce	12	33	7	2		2	82.5%	82.5%	8	
7		2	M	3	10			2	10	Avon	113	Weber	Jonah	9	29	7			2	80.6%	80.6%	8	
8		2	S	3	11				11	Griswold	113	Christie	Aiden	10	26	3	1		1	89.7%	89.7%	9	
9		3	LL	4	11.5		0.5	1	11	Ridgefield	113	Blaha	Nathan	10	23	4	1		1	85.2%	85.2%	9	
10		3	L	6	6.5		0.5		6	New Milford	113	Coniglio	Jake	9	19	9			1	67.9%	67.9%	5	
11		3	M	1	11				11	Brookfield	113	Carozza	Matthew	10	20	3	1		1	87.0%	87.0%	9	
12		3	S	2	9				9	Killingly	113	Samuel	Asim	11	20	5			1	80.0%	80.0%	8	
13		4	L	4	11			2	11	Pomperaug	113	Mastroianni	Joseph	10	24	4	1		1	85.7%	85.7%	9	
14		4	LL	2	13				13	Conard	113	Urso	Nicholas	11	34	4	2		2	89.5%	89.5%	9	
15		4	S	5	8			2	8	Plainville	113	Kennedy	Joseph	9	22	7			1	75.9%	75.9%	7	
16		4	M	2	10			1	10	Foran	113	Madero	Antonio	9	20	3			1	87.0%	87.0%	9	
17		5	L	3	11				11	Harding	113	Reid	Xavier	12	22	2			1	91.7%	91.7%	10	
18		5	M	7	3			2	3	New London	113	Robledo-Thompson	Tristen Jaxon	10	15	12			0	55.6%	55.6%	3	
19		5	S	7	5				5	Haddam-Killingworth	113	Wright	Ethan	10	17	8			0	68.0%	68.0%	5	
20		5	LL	8	8.5		0.5		8	Trumbull	113	Grabinski	Andrew	10	28	11			2	71.8%	71.8%	6	
21		6	M	8	2.5		0.5	1	2	Guilford	113	Fernandes	John	10	12	10			0	54.5%	54.5%	2	
22		6	L	5	9				9	East Lyme/Norwich Tech	113	Irizaray	Jeremiah	9	29	9			2	76.3%	76.3%	7	
23		6	LL	6	11			2	11	Fairfield Ludlowe	113	Pressler	Jacob	12	24	4	1		1	85.7%	85.7%	9	
24		6	S	4	8			1	8	Windham	113	Garcia Gonzalez	Alen	11	25	7			1	78.1%	78.1%	7	

Open		Class			1/2 PT	2nd Tie	Plus .5	1st Tie	Seed	Weight					CLASS	OPEN	NE Win	12 Match	PCT				
Seed	Notes	Place	Class	Seed	Bonus	Break	Points	Break	Pts	Team	Class	Last Name	First Name	YR	WON	LOST	PTS	PTS	PTS	Bonus	WIN PCT	ADJ PCT	PTS
1		1	LL	1	22				22	Hall	120	Curier	Drew	11	39	2	3	3	3	2	95.1%	95.1%	11
2		1	S	1	17				17	East Hampton	120	Levesque	Dylan	10	30	2	4	1		2	93.8%	93.8%	10
3	beat Hall	1	L	1	13			1	13	North Haven	120	Iamunno	Giuseppe	9	22	0				1	100.0%	100.0%	12
4		1	M	2	11.5				11.5	RHAM	120	Kanaitis	Zackary	10	30	5	0.5			2	85.7%	85.7%	9
5		2	S	2	12				12	Killingly	120	Richardson	Jack	9	36	3				2	92.3%	92.3%	10
6		2	LL	3	11				11	Greenwich	120	DeWinter	Carlos	11	27	3				1	90.0%	90.0%	10
7		2	M	1	13				13	Waterford	120	Concascia	Mason	10	30	5	2			2	85.7%	85.7%	9
8		2	L	2	13			2	13	Bristol Eastern	120	Lishness	Mason	11	35	4	2			2	89.7%	89.7%	9
9		3	S	3	13				13	Windham	120	Vertefeuille	Elijah	12	28	7	3			2	80.0%	80.0%	8
10		3	LL	4	8				8	Danbury	120	Pina	Kevin	12	16	3				0	84.2%	84.2%	8
11		3	M	3	8				8	New Fairfield	120	Bock	Thomas	9	26	7				1	78.8%	78.8%	7
12		3	L	9	8				8	Xavier	120	Loria	Colin	10	28	12				2	70.0%	70.0%	6
13		4	LL	2	16				16	Glastonbury	120	Sutton	Martial	12	28	3	2	2		2	90.3%	90.3%	10
14		4	S	4	9				9	Griswold	120	Arsenault	Tyler	11	27	7	1			1	79.4%	79.4%	7
15		4	L	4	11				11	Pomperaug	120	Jutcawitz	David	11	23	4	1			1	85.2%	85.2%	9
16		4	M	10	2			2	2	Berlin	120	Koops	Nicholas	9	15	15				0	50.0%	50.0%	2
17		5	LL	10	5.5		0.5		5.5	Brien McMahon	120	Hernandez	Zavier	9	14	7				0	66.7%	66.7%	5
18		5	M	4	6			1	6	Branford	120	Korab	Jace	10	25	12				1	67.6%	67.6%	5
19		5	L	10	6				6	Bunnell	120	McLaughlin	Ryan	10	25	13				1	65.8%	65.8%	5
20		5	S	5	9.5				9.5	Woodland	120	Sturdevant	Elias	10	25	6	0.5			1	80.6%	80.6%	8
21		6	M	5	6			2	6	Suffield/Windsor Locks	120	Plano	Luke	11	22	11				1	66.7%	66.7%	5
22		6	LL	8	6.5		0.5	1	6.5	Newtown	120	Plaue	Ben	9	20	9				1	69.0%	69.0%	5
23		6	S	6	8				8	Ledyard	120	Phillips	Caleb	9	26	7				1	78.8%	78.8%	7
24		6	L	3	13			3	13	Bristol Central	120	Aldi	Jacob	11	19	3	3			1	86.4%	86.4%	9

Open		Class			1/2 PT	2nd Tie	Plus .5	1st Tie	Seed	Weight				CLASS	OPEN	NE Win	12 Match	PCT					
Seed	Notes	Place	Class	Seed	Bonus	Break	Points	Break	Pts	Team	Class	Last Name	First Name	YR	WON	LOST	PTS	PTS	PTS	Bonus	WIN PCT	ADJ PCT	PTS
1		1	LL	1	17				17	Danbury	126	Johnson	Tyler	12	28	5	4	2	1	2	84.8%	84.8%	8
2		1	L	1	16				16	Middletown	126	Shabazz	Kalil	12	29	1	3			2	96.7%	96.7%	11
3	beat Kill	1	M	1	14			1	14	Suffield/Windsor Locks	126	Johns	Zachary	10	36	1	1			2	97.3%	97.3%	11
4		1	S	1	16				16	Killingly	126	Charron	David	12	36	3	4			2	92.3%	92.3%	10
5		2	L	2	12				12	Pomperaug	126	Carpenter	Michael	10	28	3				2	90.3%	90.3%	10
6		2	LL	2	16				16	Glastonbury	126	Sutton	Parker	12	29	2	2	2		2	93.5%	93.5%	10
7		2	S	2	14			1	14	Oxford	126	Verdiglione	Thomas	11	26	2	3			1	92.9%	92.9%	10
8		2	M	3	11				11	East Haven	126	Divito	Matt	11	33	5				2	86.8%	86.8%	9
9		3	L	5	7.5		0.5	1	7	Bristol Eastern	126	Morocho	Aaron	11	24	9				1	72.7%	72.7%	6
10		3	LL	3	13				13	Staples	126	Brannigan	Terry	12	37	4	1			2	90.2%	90.2%	10
11		3	S	3	14			2	14	Canton	126	Webb	Matthew	11	30	3	2			2	90.9%	90.9%	10
12		3	M	7	5.5				5.5	Foran	126	Joshi	Tanish	12	24	16	0.5			1	60.0%	60.0%	4
13		4	LL	6	10	2			10	Enfield	126	Beiler	Justin	12	26	4				1	86.7%	86.7%	9
14		4	L	3	10				10	Bristol Central	126	Hoe	Kariem	12	28	6				2	82.4%	82.4%	8
15		4	M	5	8				8	RHAM	126	Devine	Jeremy	9	28	11				2	71.8%	71.8%	6
16		4	S	4	12				12	Montville	126	Bond	Quinn	12	25	6	3			1	80.6%	80.6%	8
17		5	LL	4	10	1	0.5		9.5	Norwich Free Academy	126	DeVega	Connor	10	27	6	0.5			1	81.8%	81.8%	8
18		5	S	6	5				5	Somers	126	Hammond	Tanner	11	20	12				1	62.5%	62.5%	4
19		5	M	4	7				7	Avon	126	Colman	Zachery	11	21	9				1	70.0%	70.0%	6
20		5	L	6	7			2	7	New Milford	126	Piel	Maximus	10	19	7				1	73.1%	73.1%	6
21		6	S	5	7				7	Lyman Memorial/Windham Tech	126	Stober	Jeffry	12	23	9				1	71.9%	71.9%	6
22		6	LL	5	12				12	Southington	126	Gorr	Benjamin	10	31	4	1			2	88.6%	88.6%	9
23		6	L	11	4			2	4	Maloney	126	Saleh	Gehad	11	18	14				1	56.3%	56.3%	3
24		6	M	9	5			2	5	Jonathan Law	126	Benedetti	Dylan	10	24	15				1	61.5%	61.5%	4

Open	Class	1/2 PT	2nd Tie	Plus .5	1st Tie	Seed	Weight	CLASS	OPEN	NE Win	12 Match	PCT											
Seed	Notes	Place	Class	Seed	Bonus	Break	Points	Break	Pts	Team	Class	Last Name	First Name	YR	WON	LOST	PTS	PTS	PTS	Bonus	WIN PCT	ADJ PCT	PTS
1	beat Trum	1	L	1	20					20 Simsbury	132	Finn	Thomas	11	40	2	4	3		2	95.2%	95.2%	11
2		1	S	1	19					19 Gilbert	132	Matthews	Devin	12	35	0	3	2		2	100.0%	100.0%	12
3		1	LL	1	13					13 Trumbull	132	Ryan	Jack	12	35	2	1			2	94.6%	94.6%	10
4		1	M	3	12			2		12 East Haven	132	DIVito	Alec	12	31	8	3			2	79.5%	79.5%	7
5		2	S	2	14					14 Bacon Academy	132	O'Brien	Braeden	11	30	6	4			2	83.3%	83.3%	8
6		2	L	2	14					14 New Milford	132	Coniglio	Peter	12	11	0	2	2		0	100.0%	91.7%	10
7		2	M	1	21					21 Platt	132	Rondini	James	12	34	0	3	4		2	100.0%	100.0%	12
8		2	LL	7	10			3		10 Fairfield Warde	132	Cuoco	Nathan	11	30	7				2	81.1%	81.1%	8
9		3	S	4	9.5					9.5 Oxford	132	Chappa	Thomas	11	22	5	0.5			1	81.5%	81.5%	8
10		3	L	3	13					13 Bristol Central	132	Feto	Jason	12	32	2	1			2	94.1%	94.1%	10
11		3	M	2	12			1		12 Foran	132	Pokomowski	Kyle	10	36	4				2	90.0%	90.0%	10
12		3	LL	6	9					9 Danbury	132	Lucas	Matt	11	20	5				1	80.0%	80.0%	8
13		4	L	4	8					8 Middletown	132	Sassu	Dylan	11	28	12				2	70.0%	70.0%	6
14		4	S	3	10.5					10.5 Killingly	132	Morissette	Cooper	11	32	8	0.5			2	80.0%	80.0%	8
15		4	LL	8	8.5		0.5	1		8 Greenwich	132	Lai	Emanuel	12	22	8	1			1	73.3%	73.3%	6
16		4	M	4	11					11 Suffield/Windsor Locks	132	Saleh	Ghassen	10	21	3	1			1	87.5%	87.5%	9
17		5	L	7	7			3		7 Daniel Hand	132	Beime	Brian	11	24	10				1	70.6%	70.6%	6
18		5	M	5	8					8 Branford	132	Zdunek	Patrick	10	31	13				2	70.5%	70.5%	6
19		5	LL	11	5			1		5 Ridgefield	132	Ferreira	Lucas	10	13	6				0	68.4%	68.4%	5
20		5	S	12	3.5		0.5			3 Ledyard	132	Foster	Jacob	12	18	18				1	50.0%	50.0%	2
21		6	M	10	3.5	2	0.5	3		3 RHAM	132	Hanelius	Devin	12	20	17				1	54.1%	54.1%	2
22		6	L	10	4			2		4 Bristol Eastern	132	Cruz	Cameron	11	14	8				0	63.6%	63.6%	4
23		6	S	7	7			1		7 Canton	132	Freedenberg	Jack	12	12	4				0	75.0%	75.0%	7
24		6	LL	14	4.5		0.5	1		4 Hall	132	Long	Jacob	10	20	15				1	57.1%	57.1%	3

Open		Class			1/2 PT	2nd Tie	Plus .5	1st Tie	Seed	Weight					CLASS	OPEN	NE Win	12 Match	PCT				
Seed	Notes	Place	Class	Seed	Bonus	Break	Points	Break	Pts	Team	Class	Last Name	First Name	YR	WON	LOST	PTS	PTS	PTS	Bonus	WIN PCT	ADJ PCT	PTS
1		1	LL	1	26				26	Danbury	138	Jack	Ryan	12	22	1	4	5	5	1	95.7%	95.7%	11
2		1	S	2	14				14	Stafford	138	Julian	Tristan	11	26	1	2			1	96.3%	96.3%	11
3		1	M	1	12				12	East Haven	138	DiVito	Tanner	12	36	3				2	92.3%	92.3%	10
4		1	L	4	11	1	1	1	10	New Milford	138	Bourjelli	Khalil	9	25	3			1	89.3%	89.3%	9	
5		2	S	1	17				17	Morgan	138	Bradley	Louis	11	40	1	4			2	97.6%	97.6%	11
6		2	LL	3	10				10	Glastonbury	138	Vincelette	Deven	11	33	8			2	80.5%	80.5%	8	
7		2	L	2	16				16	Simsbury	138	Mairano	John	10	30	6	4	2		2	83.3%	83.3%	8
8		2	M	2	9				9	New Fairfield	138	Anderson	Devin	12	26	5			1	83.9%	83.9%	8	
9		3	S	3	11			1	11	Lyman Memorial/Windham Tech	138	Franson	Shane	11	34	6			2	85.0%	85.0%	9	
10		3	LL	2	11				11	Manchester	138	Ortiz	Justin	12	30	5			2	85.7%	85.7%	9	
11		3	L	1	20				20	Bristol Eastern	138	Nichols	Thomas	11	38	2	4	3		2	95.0%	95.0%	11
12		3	M	3	8.5		0.5		8	RHAM	138	Kanaitis	Logan	12	25	10	1		1	71.4%	71.4%	6	
13		4	LL	4	8			1	8	Stamford	138	Gover	Ryan	12	16	3			0	84.2%	84.2%	8	
14		4	S	4	11			2	11	Haddam-Killingworth	138	Williams	Ben	10	18	4	2		1	81.8%	81.8%	8	
15		4	M	11	3.5		0.5	1	3	Foran	138	Vanchot	Michael	12	17	12			0	58.6%	58.6%	3	
16		4	L	3	13				13	E.O. Smith	138	Rogers	Quin	12	30	3	1		2	90.9%	90.9%	10	
17		5	LL	8	7			3	7	Fairfield Warde	138	Brault	Jeremy	10	23	9			1	71.9%	71.9%	6	
18		5	L	10	6			2	6	Xavier	138	Imme	Giovanni	12	23	11			1	67.6%	67.6%	5	
19		5	M	7	4.5		0.5	1	4	Berlin	138	Barber	Tyler	11	20	14			1	58.8%	58.8%	3	
20		5	S	5	9				9	Montville	138	Wynosky	Mick	12	22	5			1	81.5%	81.5%	8	
21		6	L	6	10			2	10	Harding	138	Reid	Xavien	11	21	3			1	87.5%	87.5%	9	
22		6	LL	9	6				6	East Hartford	138	Lavigne	Cooper	10	23	12			1	65.7%	65.7%	5	
23		6	S	11	4		1	1	3	Oxford	138	Kaine	Liam	12	14	10			0	58.3%	58.3%	3	
24		6	M	5	6				6	Platt	138	D'Aniello	Tristyn-Myles	11	20	10			1	66.7%	66.7%	5	



Open		Class			1/2 PT	2nd Tie	Plus .5	1st Tie	Seed	Weight					CLASS	OPEN	NE Win	12 Match	PCT				
Seed	Notes	Place	Class	Seed	Bonus	Break	Points	Break	Pts	Team	Class	Last Name	First Name	YR	WON	LOST	PTS	PTS	PTS	Bonus	WIN PCT	ADJ PCT	PTS
1		1	LL	1	19				19	Fairfield Warde	145	Ebert	William	10	34	5	2	3	3	2	87.2%	87.2%	9
2		1	L	1	16				16	Xavier	145	Lunt	James	12	33	3	3	1		2	91.7%	91.7%	10
3	beat Kill	1	M	4	10				10	Suffield/Windsor Locks	145	Washburn	Dylan	12	33	6			2	84.6%	84.6%	8	
4		1	S	2	12				12	Killingly	145	Richardson	Ben	11	26	1			1	96.3%	96.3%	11	
5		2	L	2	15				15	Simsbury	145	Pera	Saul	11	37	5	2	2	2	88.1%	88.1%	9	
6		2	LL	3	10				10	Southington	145	Brick	Caleb	12	18	3			1	85.7%	85.7%	9	
7		2	S	1	15			1	15	Terryville	145	Leclerc	Cayleb	12	14	0	3		0	100.0%	100.0%	12	
8		2	M	2	11			1	11	Brookfield	145	Stabile	Louis	12	23	4	1		1	85.2%	85.2%	9	
9		3	L	3	12				12	Fitch	145	Maddox	Melakai	9	32	3			2	91.4%	91.4%	10	
10		3	LL	5	8.5				8.5	Danbury	145	Kovacs	Logan	10	18	6	0.5		1	75.0%	75.0%	7	
11		3	S	3	15			2	15	Windham	145	Rodriguez Rivera	Marcos	12	32	5	4		2	86.5%	86.5%	9	
12		3	M	3	11			2	11	Avon	145	Butler	Jared	11	30	4			2	88.2%	88.2%	9	
13		4	LL	4	9				9	Newtown	145	Maurath	Fritz	12	30	8			2	78.9%	78.9%	7	
14		4	L	4	11				11	Bunnell	145	Dematteo	Julian	12	32	4			2	88.9%	88.9%	9	
15		4	M	1	12.5				12.5	Ellis Tech	145	Ferland	Caleb	11	32	3	0.5		2	91.4%	91.4%	10	
16		4	S	4	9			1	9	Ledyard	145	Foote	Caden	12	29	8			2	78.4%	78.4%	7	
17		5	LL	2	11				11	Fairfield Prep	145	Bosken	Henry	12	31	4			2	88.6%	88.6%	9	
18		5	S	13	3.5		0.5	1	3	Haddam-Killingworth	145	Young	Samuel	10	11	8			0	57.9%	57.9%	3	
19		5	M	7	6			1	6	New London	145	Boozer	Noah	12	14	6			0	70.0%	70.0%	6	
20		5	L	6	10				10	Amity	145	Keylock	Liam	12	30	7			2	81.1%	81.1%	8	
21		6	S	5	9			2	9	Somers	145	Barrett	Cooper	10	24	8	1		1	75.0%	75.0%	7	
22		6	LL	6	6.5				6.5	Trumbull	145	Bomannn	George	12	25	11	0.5		1	69.4%	69.4%	5	
23		6	L	5	8.5				8.5	Newington	145	Zotti	Jacob	12	27	9	0.5		1	75.0%	75.0%	7	
24		6	M	10	5.5		0.5	1	5	East Haven	145	Ortiz	Hugo	12	18	12			1	60.0%	60.0%	4	

Open		Class			1/2 PT	2nd Tie	Plus .5	1st Tie	Seed	Weight					CLASS	OPEN	NE Win	12 Match	PCT				
Seed	Notes	Place	Class	Seed	Bonus	Break	Points	Break	Pts	Team	Class	Last Name	First Name	YR	WON	LOST	PTS	PTS	PTS	Bonus	WIN PCT	ADJ PCT	PTS
1		1	LL	1	20				20	Fairfield Warde	152	Shaughnessy	Cole	12	31	1	3	3	1	2	96.9%	96.9%	11
2		1	S	1	17				17	Gilbert	152	Matthews	Kyle	12	35	1	4			2	97.2%	97.2%	11
3	beat FW	1	L	1	15				15	New Canaan	152	Sung	Tyler	12	5	0	4	5	5	0	100.0%	41.7%	1
4		1	M	1	13.5		0.5	5	13	Joel Barlow	152	Klein Wassink	Alex	12	21	3	3			1	87.5%	87.5%	9
5		2	S	2	14				14	Stonington	152	Light	Samuel	12	22	2	3			1	91.7%	91.7%	10
6		2	LL	3	9			1	9	Southington	152	Welch	Dawson	11	30	9				2	76.9%	76.9%	7
7		2	M	3	13			2	13	Weston	152	Phifer	Breon	11	21	1	1			1	95.5%	95.5%	11
8		2	L	3	8.5				8.5	Xavier	152	Moynihan	Quinn	12	24	7	0.5			1	77.4%	77.4%	7
9		3	S	5	10.5			2	10.5	Haddam-Killingworth	152	Glynn	Nicholas	10	24	3	0.5			1	88.9%	88.9%	9
10		3	LL	9	6.5	2			6.5	Newtown	152	Leuci	Steven	11	22	10	0.5			1	68.8%	68.8%	5
11		3	M	5	13			4	13	Suffield/Windsor Locks	152	Raine	Matthew	12	32	3	1			2	91.4%	91.4%	10
12		3	L	2	14				14	Bristol Eastern	152	Marshall	Alexander	10	36	2	2			2	94.7%	94.7%	10
13		4	LL	5	8	1	1	1	8	Glastonbury	152	Vigeant	Kyle	11	24	9				1	72.7%	72.7%	6
14		4	S	3	11.5				11.5	Seymour	152	Deicicchi	Anthony	10	20	2	0.5			1	90.9%	90.9%	10
15		4	L	5	7				7	Simsbury	152	Pryzbek	Noah	12	25	10				1	71.4%	71.4%	6
16		4	M	4	13			3	13	Foran	152	Edmondson	Ethan	11	37	3	1			2	92.5%	92.5%	10
17		5	LL	4	9			2	9	Manchester	152	Elijha	Curry	11	30	8				2	78.9%	78.9%	7
18		5	M	6	11				11	RHAM	152	Maleryn	Ryan	11	17	3	2			0	85.0%	85.0%	9
19		5	L	4	8				8	Bristol Central	152	Duquette	Matthew	11	28	10				2	73.7%	73.7%	6
20		5	S	4	11			1	11	Ledyard	152	Barnett	Mason	12	32	4				2	88.9%	88.9%	9
21		6	M	2	13			1	13	Platt	152	Merrigan	Mathew	10	33	1				2	97.1%	97.1%	11
22		6	LL	7	7			2	7	Fairfield Prep	152	Cardozo	Alexander	10	23	8				1	74.2%	74.2%	6
23		6	S	6	7				7	Stafford	152	Ives	David	11	23	8				1	74.2%	74.2%	6
24		6	L	7	5				5	Pomperaug	152	Gilchrist	Aidan	10	19	12				1	61.3%	61.3%	4

Open		Class			1/2 PT	2nd Tie	Plus .5	1st Tie	Seed	Weight					CLASS	OPEN	NE Win	12 Match	PCT				
Seed	Notes	Place	Class	Seed	Bonus	Break	Points	Break	Pts	Team	Class	Last Name	First Name	YR	WON	LOST	PTS	PTS	PTS	Bonus	WIN PCT	ADJ PCT	PTS
1		1	LL	1	15				15	Fairfield Prep	160	Tsiranides	George	11	29	2	3			2	93.5%	93.5%	10
2		1	S	1	14				14	Ledyard	160	Grim	Brayden	12	34	1	1			2	97.1%	97.1%	11
3		1	M	2	10.5				10.5	Brookfield	160	Mclean-Felix	Zahir	10	26	3	0.5			1	89.7%	89.7%	9
4		1	L	4	9.5		0.5		9	Xavier	160	Tischio	Luke	12	25	8	1			1	75.8%	75.8%	7
5		2	S	2	12				12	East Catholic	160	Rivera	Christopher	12	32	6	2			2	84.2%	84.2%	8
6		2	LL	2	14				14	Manchester	160	Nieves	Traivon	12	34	0				2	100.0%	100.0%	12
7		2	L	2	12				12	Middletown	160	Johnson	Terrell	11	31	3				2	91.2%	91.2%	10
8		2	M	9	6	2		1	6	Watertown	160	Powell	Xavier	12	11	4				0	73.3%	73.3%	6
9		3	S	3	10				10	Gilbert	160	Blay	Connor	12	26	4				1	86.7%	86.7%	9
10		3	LL	5	9.5		0.5	2	9	New Haven Wrestling	160	Grant	Yarlan	12	20	6	1			1	76.9%	76.9%	7
11		3	L	1	12.5				12.5	Maloney	160	Talento	Kody	12	30	3	0.5			2	90.9%	90.9%	10
12		3	M	4	8			1	8	Branford	160	Robinson	Andrew	11	32	11				2	74.4%	74.4%	6
13		4	LL	3	12				12	Southington	160	Vitti	Joshua	12	27	7	2	2		1	79.4%	79.4%	7
14		4	S	4	8			1	8	St. Paul Catholic	160	Atkison	Erik	11	19	6				1	76.0%	76.0%	7
15		4	M	1	11				11	Ellis Tech	160	White	Gavin	12	32	4				2	88.9%	88.9%	9
16		4	L	3	10			1	10	Farmington	160	Andino	Giovanni	12	23	4				1	85.2%	85.2%	9
17		5	LL	4	10				10	Shelton	160	Monaco	Michael	11	32	7				2	82.1%	82.1%	8
18		5	L	15	1				1	Simsbury	160	Oken	Andrew	12	1	0	1			0	100.0%	8.3%	0
19		5	M	3	10				10	Guilford	160	Strand	Brent	10	31	7				2	81.6%	81.6%	8
20		5	S	8	5.5				5.5	Plainville	160	Voisine	Kyle	11	22	12	0.5			1	64.7%	64.7%	4
21		6	L	7	7			1	7	Fitch	160	Matthews	Naszier	9	24	9				1	72.7%	72.7%	6
22		6	LL	7	8				8	Newtown	160	Voumazos	Steven	12	22	6				1	78.6%	78.6%	7
23		6	S	11	4.5	3			4.5	Notre Dame-Fairfield	160	Delima	Mark	11	15	10	0.5			0	60.0%	60.0%	4
24		6	M	6	7			1	7	East Haven	160	Bugatti	Fabricio	12	26	11				1	70.3%	70.3%	6

Open		Class		1/2 PT	2nd Tie	Plus .5	1st Tie	Seed	Weight					CLASS	OPEN	NE Win	12 Match	PCT					
Seed	Notes	Place	Class	Seed	Bonus	Break	Points	Break	Pts	Team	Class	Last Name	First Name	YR	WON	LOST	PTS	PTS	PTS	Bonus	WIN PCT	ADJ PCT	PTS
1		1	LL	1	20				20	Westhill	170	Mazur	Thomas	12	27	0	3	2	2	1	100.0%	100.0%	12
2		1	S	1	18				18	Lyman Memorial/Windham Tech	170	Powers	Ryan	12	37	0	2	2	2	2	100.0%	100.0%	12
3		1	M	3	12				12	Joel Barlow	170	McNeary	Frankie	11	24	3	2			1	88.9%	88.9%	9
4		1	L	2	11				11	New Milford	170	Morrell	Richard	12	20	3	1			1	87.0%	87.0%	9
5		2	S	2	13				13	Canton	170	Kilduff	Austin	12	35	2	1			2	94.6%	94.6%	10
6		2	LL	3	12				12	Norwich Free Academy	170	Vanase	Theran	12	24	4	2			1	85.7%	85.7%	9
7		2	L	1	11.5				11.5	E.O. Smith	170	Grous	Ethan	11	29	5	0.5			2	85.3%	85.3%	9
8		2	M	1	13				13	New Fairfield	170	Doucette	Colman	12	28	3	1			2	90.3%	90.3%	10
9		3	S	5	7				7	Montville	170	Cobena	Ioana	11	19	7				1	73.1%	73.1%	6
10		3	LL	6	10		1		10	Danbury	170	Hawkins	Jaylen	11	23	5				1	82.1%	82.1%	8
11		3	L	4	6	1	1	1	6	Simsbury	170	Coiro	Tyler	12	24	14				1	63.2%	63.2%	4
12		3	M	4	10			2	10	Platt	170	Calero	Cristian	12	28	5				2	84.8%	84.8%	8
13		4	LL	2	14				14	Fairfield Warde	170	Rasmussen	Hunter	12	32	5	2	1		2	86.5%	86.5%	9
14		4	S	3	9			1	9	Killingly	170	Creswell	Jon	12	29	9				2	76.3%	76.3%	7
15		4	M	2	10			1	10	RHAM	170	Anselmo	Genaro	12	29	6				2	82.9%	82.9%	8
16		4	L	8	5			2	5	Daniel Hand	170	Mayer	Rocky	11	22	12				1	64.7%	64.7%	4
17		5	LL	4	11			1	11	Ridgefield	170	Keppler	Liam	11	30	5				2	85.7%	85.7%	9
18		5	L	3	9				9	Xavier	170	Miner	Ryan	12	27	7	1			1	79.4%	79.4%	7
19		5	M	6	7				7	Berlin	170	O'Connor	Aidan	12	25	10				1	71.4%	71.4%	6
20		5	S	4	9			2	9	Plainville	170	Korona	Kaleb	12	24	8	1			1	75.0%	75.0%	7
21		6	L	7	6	2			6	New Canaan	170	Benevento	Matthew	11	20	9				1	69.0%	69.0%	5
22		6	LL	5	11			2	11	Manchester	170	Clarke	Robert	10	34	5				2	87.2%	87.2%	9
23		6	S	7	5			1	5	Haddam-Killingworth	170	Duncanson	Ryan	10	8	1				0	88.9%	66.7%	5
24		6	M	12	4			3	4	Foran	170	Poffenberger	Samuel	12	20	15				1	57.1%	57.1%	3

Open		Class			1/2 PT	2nd Tie	Plus .5	1st Tie	Seed	Weight					CLASS	OPEN	NE Win	12 Match	PCT					
Seed	Notes	Place	Class	Seed	Bonus	Break	Points	Break	Pts	Team	Class	Last Name	First Name	YR	WON	LOST	PTS	PTS	PTS	Bonus	WIN PCT	ADJ PCT	PTS	
1		1	S	1	21				21	Nonnewaug	182	Cronin	Jack	12	23	0	4	4			1	100.0%	100.0%	12
2	beat Amity	1	M	1	19				19	Branford	182	Osler	David Justin	11	28	0	3	2			2	100.0%	100.0%	12
3		1	LL	2	15				15	Southington	182	Carr	William	12	31	4	4				2	88.6%	88.6%	9
4		1	L	1	13.5				13.5	Amity	182	Flaherty	Simon	12	33	1	0.5				2	97.1%	97.1%	11
5		2	M	2	11				11	Waterford	182	Harshberger	Jackson	11	29	4					2	87.9%	87.9%	9
6		2	S	6	8			2	8	Plainville	182	Torres	Esteban	12	24	8					1	75.0%	75.0%	7
7		2	L	3	7.5				7.5	Newington	182	Lozada	Aidan	12	25	10	0.5				1	71.4%	71.4%	6
8		2	LL	4	11				11	Danbury	182	Jones	Tyrell	11	25	4	1				1	86.2%	86.2%	9
9		3	M	5	8			2	8	Stratford	182	Duhancik	James	9	17	4					0	81.0%	81.0%	8
10		3	S	9	6			1	6	Somers	182	Bekeris	Linars	11	14	6					0	70.0%	70.0%	6
11		3	L	7	5			2	5	Simsbury	182	Guilfoyle	Ryan	11	18	11					1	62.1%	62.1%	4
12		3	LL	1	14				14	New Britain	182	Medina	Isaiah	12	34	1	1				2	97.1%	97.1%	11
13		4	S	4	9			3	9	Haddam-Killingworth	182	Carson	Matthew	11	18	7	2				1	72.0%	72.0%	6
14		4	M	4	8			1	8	Platt	182	Oquendo	Evean	11	21	7					1	75.0%	75.0%	7
15		4	LL	5	10.5		0.5	1	10	Fairfield Warde	182	Summers	John	11	30	7					2	81.1%	81.1%	8
16		4	L	2	11				11	Wethersfield	182	Nieves	Marcus	11	28	6	1				2	82.4%	82.4%	8
17		5	S	8	7				7	Putnam	182	Ionkin	Michael	12	21	8					1	72.4%	72.4%	6
18		5	L	9	4			2	4	Bunnell	182	Demanche	Nick	10	17	10					0	63.0%	63.0%	4
19		5	LL	3	12				12	Norwalk	182	Gilchrist	Brendan	9	21	1					1	95.5%	95.5%	11
20		5	M	7	5				5	RHAM	182	Keene	Andrew	12	13	6					0	68.4%	68.4%	5
21		6	L	5	7				7	East Lyme/Norwich Tech	182	Filewich	Corey	12	12	4					0	75.0%	75.0%	7
22		6	S	7	6.5		0.5	3	6	Bacon Academy	182	Burger	Damon	12	20	10					1	66.7%	66.7%	5
23		6	M	3	9				9	Notre Dame-West Haven	182	Barbour	Alex	12	14	3	1				0	82.4%	82.4%	8
24		6	LL	6	10			2	10	Norwich Free Academy	182	McMahon	Mason	12	27	4					1	87.1%	87.1%	9

Open		Class			1/2 PT	2nd Tie	Plus .5	1st Tie	Seed	Weight					CLASS	OPEN	NE Win	12 Match	PCT				
Seed	Notes	Place	Class	Seed	Bonus	Break	Points	Break	Pts	Team	Class	Last Name	First Name	YR	WON	LOST	PTS	PTS	PTS	Bonus	WIN PCT	ADJ PCT	PTS
1		1	M	1	26				26	Joel Barlow	195	LiCastrì	Carson	12	22	1	4	5	5	1	95.7%	95.7%	11
2		1	S	1	19				19	Northwestern	195	Lytle	Jamikael	10	28	0	3	2		2	100.0%	100.0%	12
3		1	L	2	13				13	Bristol Central	195	Salinas	Jakob	11	30	3	1			2	90.9%	90.9%	10
4		1	LL	1	12				12	Staples	195	Augerì	Nicholas	10	37	3				2	92.5%	92.5%	10
5		2	S	2	11				11	Lyman Memorial/Windham Tech	195	Thoma	David	12	29	5				2	85.3%	85.3%	9
6		2	M	3	12				12	New London	195	Mackenzie	Jadian	11	14	1	2			0	93.3%	93.3%	10
7		2	LL	3	8				8	Fairfield Warde	195	Gallati	Griffin	12	22	7				1	75.9%	75.9%	7
8		2	L	4	9				9	Xavier	195	Ruiz	Marcelius	12	28	8				2	77.8%	77.8%	7
9		3	S	4	8			1	8	Thomaston/Holy Cross	195	Shivas	Donny	9	16	4				0	80.0%	80.0%	8
10		3	M	7	8.5		0.5		8	Masuk	195	Deleo	Colton	12	25	7				1	78.1%	78.1%	7
11		3	LL	2	11				11	East Hartford	195	Martinez	Anthony	12	29	4				2	87.9%	87.9%	9
12		3	L	1	12				12	Wethersfield	195	Thompson	Nicholas	11	21	2	1			1	91.3%	91.3%	10
13		4	M	14	0				0	Weston	195	McGuire	Joseph	12	1	0				0	100.0%	8.3%	0
14		4	S	3	9				9	Plainville	195	Santini	Alexander	10	25	5				1	83.3%	83.3%	8
15		4	L	3	11.5				11.5	Middletown	195	Toth	Jacob	12	30	4	0.5			2	88.2%	88.2%	9
16		4	LL	5	6.5		0.5	1	6	Danbury	195	Donovan	Sean	9	17	6				0	73.9%	73.9%	6
17		5	M	2	16				16	Branford	195	McHenry	Cody	12	40	0	2			2	100.0%	100.0%	12
18		5	LL	12	3			1	3	Norwich Free Academy	195	Gervais	Christian	12	17	12				0	58.6%	58.6%	3
19		5	L	7	5			1	5	Simsbury	195	Cunningham	Jack	12	18	11				1	62.1%	62.1%	4
20		5	S	11	1.5	2	0.5	1	1	Morgan	195	Reemsnyder	Ethan	10	16	20				0	44.4%	44.4%	1
21		6	LL	8	5			2	5	Fairfield Prep	195	Mercer	Malachi	9	19	11				1	63.3%	63.3%	4
22		6	M	4	10				10	Bethel	195	Haskett	Morgan	12	30	7				2	81.1%	81.1%	8
23		6	S	5	8			2	8	Oxford	195	Kica	Adem	11	18	5				1	78.3%	78.3%	7
24		6	L	5	8				8	Harding	195	Benoit	Damell	11	18	5				1	78.3%	78.3%	7

Open		Class			1/2 PT	2nd Tie	Plus .5	1st Tie	Seed	Weight					CLASS	OPEN	NE Win	12 Match	PCT				
Seed	Notes	Place	Class	Seed	Bonus	Break	Points	Break	Pts	Team	Class	Last Name	First Name	YR	WON	LOST	PTS	PTS	PTS	Bonus	WIN PCT	ADJ PCT	PTS
1		1	M	1	20				20	Avon	220	Gens	Christopher	12	32	0	4	2		2	100.0%	100.0%	12
2		1	S	1	12.5				12.5	Gilbert	220	Gutic	Bajram	12	30	3	0.5			2	90.9%	90.9%	10
3		1	LL	2	11				11	Danbury	220	Donovan	DJ	11	24	3	1			1	88.9%	88.9%	9
4		1	L	1	9.5		0.5	1	9	Amity	220	Foote	Joshua	11	20	5				1	80.0%	80.0%	8
5		2	S	3	9			2	9	Granby Memorial	220	Flagg	Devin	11	25	6				1	80.6%	80.6%	8
6		2	M	6	10			2	10	Brookfield	220	Frame	Adam	12	20	5	1			1	80.0%	80.0%	8
7		2	L	2	13				13	East Lyme/Norwich Tech	220	Ryan	Roark	12	33	3	1			2	91.7%	91.7%	10
8		2	LL	4	10	2		2	10	Glastonbury	220	Fioletov	Kiril	12	25	3				1	89.3%	89.3%	9
9		3	S	4	8.5		0.5		8	Windham	220	Heredia	Eresto	12	21	7				1	75.0%	75.0%	7
10		3	M	7	9				9	Suffield/Windsor Locks	220	Robb	Will	12	18	4				1	81.8%	81.8%	8
11		3	L	4	9			2	9	Simsbury	220	Guilfoyle	Frank	12	28	11	1			2	71.8%	71.8%	6
12		3	LL	7	10	5	0.5		9.5	Southington	220	Vecchio	Jacob	12	31	8	0.5			2	79.5%	79.5%	7
13		4	M	4	10.5				10.5	Masuk	220	Pompa	Austin	12	28	5	0.5			2	84.8%	84.8%	8
14		4	S	2	9			1	9	Montville	220	Doiron	Zachary	11	24	7	1			1	77.4%	77.4%	7
15		4	LL	5	10	3		3	10	Enfield	220	Miller	Nick	12	26	4				1	86.7%	86.7%	9
16		4	L	5	7				7	Xavier	220	Reddick	Michael	10	12	4				0	75.0%	75.0%	7
17		5	M	2	12				12	New London	220	Williams	Teshua	11	16	0				0	100.0%	100.0%	12
18		5	L	6	5			1	5	Newington	220	Usmanov	Max	11	21	12				1	63.6%	63.6%	4
19		5	LL	6	10	4		4	10	Fairfield Warde	220	Nardone	Alec	12	28	7				2	80.0%	80.0%	8
20		5	S	6	5			2	5	Bacon Academy	220	Tupper	Zachary	12	17	9				0	65.4%	65.4%	5
21		6	L	3	12				12	Maloney	220	Rivera Rodriguez	Darel	11	32	3				2	91.4%	91.4%	10
22		6	M	12	4			3	4	Foran	220	Madarang	Jacob	10	23	18				1	56.1%	56.1%	3
23		6	S	5	5			1	5	Thomaston/Holy Cross	220	Ross	Preston	12	15	7				0	68.2%	68.2%	5
24		6	LL	1	15				15	Brien McMahon	220	Cocchia	Jeffrey	12	22	0	2			1	100.0%	100.0%	12

Open		Class			1/2 PT	2nd Tie	Plus .5	1st Tie	Seed	Weight					CLASS	OPEN	NE Win	12 Match	PCT				
Seed	Notes	Place	Class	Seed	Bonus	Break	Points	Break	Pts	Team	Class	Last Name	First Name	YR	WON	LOST	PTS	PTS	PTS	Bonus	WIN PCT	ADJ PCT	PTS
1		1	LL	2	17				17	Shelton	285	Weiner	Matthew	10	31	1	2	2		2	96.9%	96.9%	11
2		1	S	1	14				14	Haddam-Killingworth	285	Perry	Thomas	11	26	1	2			1	96.3%	96.3%	11
3	split BE	1	M	1	13				13	Platt	285	Fuerstenberg	Luke	12	39	1				2	97.5%	97.5%	11
4	split Platt	1	L	1	11				11	Bristol Eastern	285	St. Peter	Nicholas	12	31	4				2	88.6%	88.6%	9
5		2	S	2	9				9	Montville	285	Agunyego	Somuadina	12	26	6				1	81.3%	81.3%	8
6		2	LL	1	18				18	Danbury	285	Agosto	Jordan	12	25	2	3	4		1	92.6%	92.6%	10
7		2	L	3	8				8	Simsbury	285	Martin	D'Sean	12	22	8	1			1	73.3%	73.3%	6
8		2	M	2	14				14	Branford	285	Lee	Minsok	12	39	4	2			2	90.7%	90.7%	10
9		3	S	4	8.5	1	0.5		8.5	Ledyard	285	Mclver	Davin	11	26	7				1	78.8%	78.8%	7
10		3	LL	3	16				16	New Haven Wrestling	285	Houston	Jaylin	12	20	3	1	5		1	87.0%	87.0%	9
11		3	L	8	6				6	Xavier	285	Wilson-Toliver	Malcom	11	22	11				1	66.7%	66.7%	5
12		3	M	3	11				11	Foran	285	Rescsanski	Patrick	12	31	4				2	88.6%	88.6%	9
13		4	LL	4	10.5				10.5	Staples	285	Rizy	Jacob	12	33	7	0.5			2	82.5%	82.5%	8
14		4	S	5	8.5	2			8.5	Gilbert	285	Keith	Dylan	12	26	8	0.5			1	76.5%	76.5%	7
15		4	M	6	7				7	New London	285	Gonzalez	Keeano Javon	11	13	5	1			0	72.2%	72.2%	6
16		4	L	6	7				7	Bristol Central	285	Facey	Eric	10	18	8	1			1	69.2%	69.2%	5
17		5	LL	6	10				10	New Britain	285	Pinnock	Tyree	12	16	1				0	94.1%	94.1%	10
18		5	L	2	9				9	New Canaan	285	Clay	Benjamin	11	25	5				1	83.3%	83.3%	8
19		5	M	5	7				7	East Haven	285	Kruse	Tyler	11	9	3				0	75.0%	75.0%	7
20		5	S	3	9				9	Derby	285	Rodriguez	Abraham	12	20	5				1	80.0%	80.0%	8
21		6	L	4	7				7	Amity	285	Coscia	Andrew	11	27	10				1	73.0%	73.0%	6
22		6	LL	8	7.5		0.5		7.5	Enfield	285	Martinez	Alex	12	24	10				1	70.6%	70.6%	6
23		6	S	6	6				6	Notre Dame-Fairfield	285	Sciaudone	Sam	11	15	6				0	71.4%	71.4%	6
24		6	M	8	5.5		0.5		5.5	Joel Barlow	285	Ralsky	Zachary	11	13	6				0	68.4%	68.4%	5